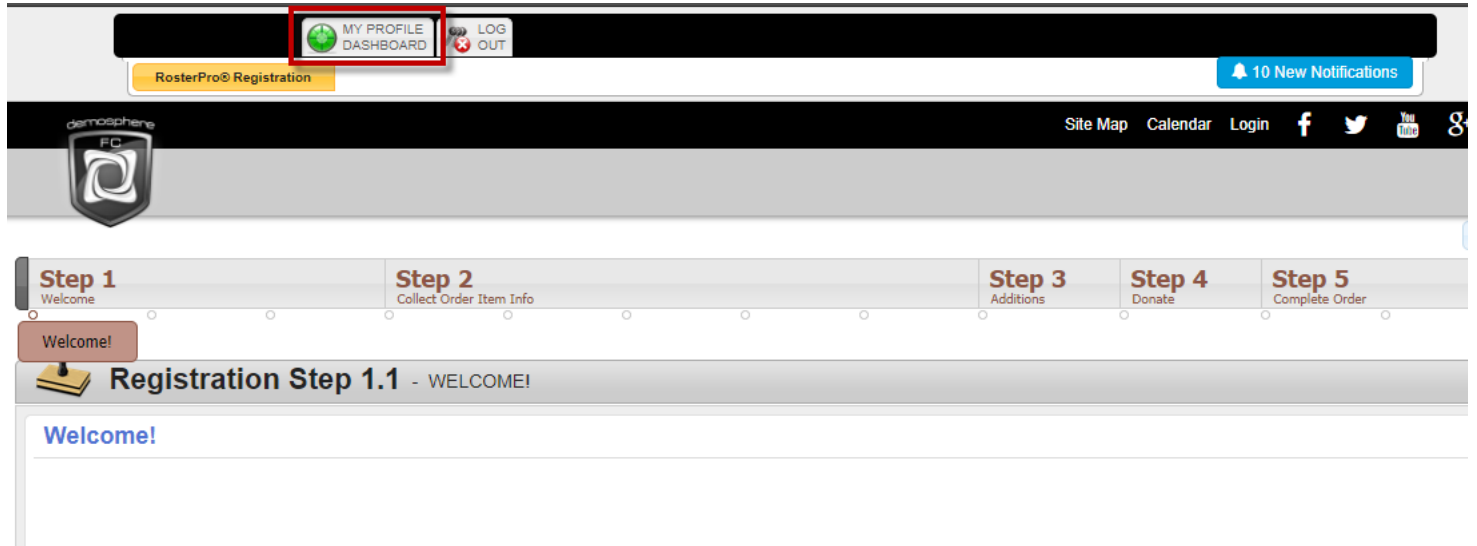


- [Close Window](#)
- [Print This Page](#)

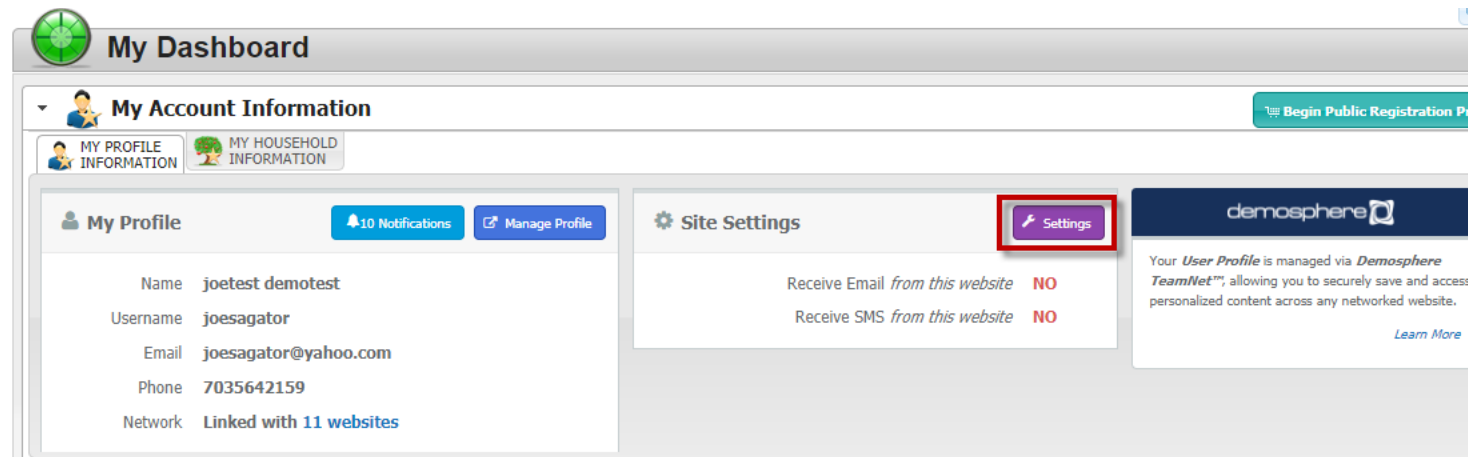
How to opt back in to email or SMS text messages

If someone has opted out of emails or SMS text messages in the past and would like to start receiving these messages again, they can follow the steps below to opt back in:

1) Log into the registration system using the email that should be opted back in and click on the 'My Profile Dashboard' tab at the top of the page:



2) In the 'My Account Information' section, click the 'Settings' button:




3) On the pop up that appears, choose the 'yes' option to opt back into emails and/or SMS text messages and click save. Afterwards, you will start receiving emails or texts from the organization forward:

Manage My Profile

Receive Email *from this website* - joesagator@yahoo.com YES NO

Receive SMS *from this website* - 7035642159 YES NO

[Send Verification Code](#)

 Know before you go **RainedOut**

Message and data rates may apply. Text STOP to 84483 to cancel. For additional assistance, text HELP to 84483. A complete statement of our privacy policy can be found at: www.omnilert.com/privacy.html.

Related Attachments
None Found

